

PERFORMANCE HAS A NAME.

More power, more productivity, more uptime, and more machine capability. All with less complexity, less weight and less servicing. The F3.8 Performance Series engine is tailored to your machine, responding precisely when you need it to and maximising productivity, even in the toughest conditions. When you can't afford to stop, we're Always On.

MORE PERFORMANCE

$$\left[\begin{array}{c} \mathbf{33\%} \\ \text{MORE POWER} \end{array} \right] + \left[\begin{array}{c} \mathbf{31\%} \\ \text{MORE TORQUE} \end{array} \right] = \text{MORE PRODUCTIVITY}$$

Compared to the previous model

MORE CAPABILITY

- Increased performance supports engine downsizing
- **9%** weight savings over B4.5 engines

MORE EFFICIENCY

- Less fuel consumption and noise
- Up to an additional **25%** fuel economy improvement through Start-Stop option

MORE GLOBAL

- Common products across emissions levels and locations
- Certified to both EU Stage V and EPA Tier 4 Final emissions standards
- Can be configured to **5,000** ppm sulphur tolerance*

LESS COST OF OPERATION



Less To Maintain

Breather:
No maintenance required

+



1,000 Hour Maintenance Intervals Achievable

Fuel/Oil Filters:
Up to 1,000 hours change interval

=




More Uptime

Improves your bottom line

F3.8™

PERFORMANCE SERIES



LESS COMPLEXITY

EGR FREE WITH SINGLE MODULE™ AFTERTREATMENT



DOC DPF Adblue/DEF Doser & Mixing SCR

UP TO 10% LIGHTER



UP TO 40% SMALLER



ALWAYS ON

MORE POWER

- 33% more power
- More machine capability with higher power density
- Exceptional reliability maintained with performance increases

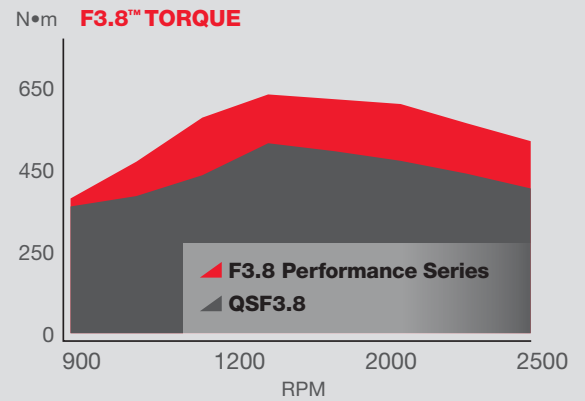
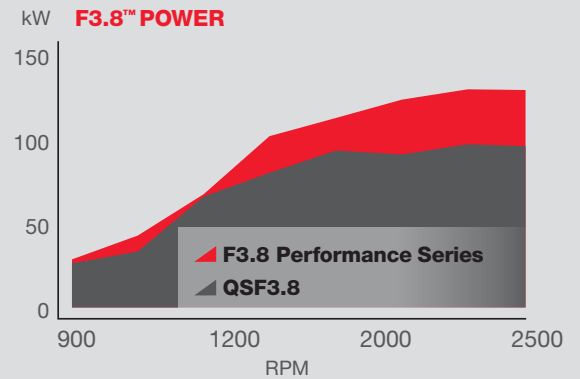


MORE TORQUE

- 31% higher peak torque
- Up to 36% higher at 1200 rpm
- Torque curve increases below rated speed support machine productivity improvements
- Stage V ratings optimised by application

F3.8™

PERFORMANCE SERIES



Power kW (HP)	Peak Torque N·m (lb-ft) @ rpm
F3.8 Power Ratings	
129 (173)	620 (457) @ 1500
115 (154)	620 (457) @ 1600
110 (148)	600 (443) @ 1500
100 (134)	600 (443) @ 1500
100 (134)	550 (406) @ 1500
90 (121)	500 (369) @ 1500
75 (101)	500 (369) @ 1500
55 (75)	400 (295) @ 1300

*Additional ratings may be available; contact your distributor for more information.

MORE SUPPORT

Cummins Care is not a typical call centre. We are a solutions centre helping to prevent issues, provide answers quickly and reimburse accurately. We are your connection to a whole new level of customer service that is Always On to support and deliver faster personal attention with rapid results. From the moment you engage with Cummins Care, you will have access to a Cummins expert with specialised skill sets, experience and in-depth knowledge to take care of your needs.



*5,000 ppm capable when appropriately configured without aftertreatment for suitable regions and applications (Stage II). Emissions regulations vary by region and should be consulted to determine appropriate aftertreatment configuration.



cummins.com

© 2019 Cummins Inc. All rights reserved. Cummins is a registered trademark of Cummins Inc.

Bulletin 5544076 Printed 8/19